
AA-350-HEPA

HEPA filter for AEU-350



INSTRUCTION MANUAL

 **Aseptico**[®]

The Aseptico AA-350-HEPA filter provides HEPA filtration for the Aseptico AEU-350.

PACKAGE CONTENTS

<p>HEPA Filter Canister w/ HEPA Filter Insert Installed</p>	 A grey HEPA filter canister with a black handle and a grey flexible hose attached to the top. The canister has a circular base with a locking mechanism.
<p>Carrying Case</p>	 A black plastic carrying case with a black handle and a latch on the lid.
<p>Spare HEPA Filter Insert (P/N 730816)</p>	 A cylindrical HEPA filter insert with a grey top and bottom flange and a gold-colored mesh filter in the center.
<p>Instruction Manual</p>	 The cover of the instruction manual, featuring the title "AA-350-HEPA" and "HEPA filter for AEU-350" at the top. Below the title is a photograph of the HEPA filter canister and carrying case. At the bottom, it says "INSTRUCTION MANUAL" and the Aseptico logo.

OVERVIEW


AEU-350




AA-350-HEPA

SETUP

1. Remove the water bottle **A** and waste tank **B** from the AEU-350.



2. Disconnect the vacuum hose **A** closest to the front of the AEU-350 by firmly pulling up on the hose.




3. Connect the long vacuum hose **A** from the top of the AA-350-HEPA canister to the open fitting on the AEU-350. Connect the short vacuum hose **B** from the side of the AA-350-HEPA canister to the end of the open hose on the AEU-350.



4. Install the water bottle and waste tank back onto the AEU-350. Route the long vacuum hose **A** above and to the left of the water bottle and the short vacuum hose **B** below the waste container. Ensure that the vacuum hoses are not pinched or restricted.



5. The AA-350-HEPA is shipped with one spare HEPA filter insert in the tray of the carrying case. Replace the HEPA filter insert annually or sooner if you notice reduced vacuum performance of the AEU-350. To access the filter insert, open the 3 clips **A** on the base of the AA-350-HEPA canister. Dispose of the used HEPA filter **B** in compliance with regional regulations. Contact Aseptico at the info provided on back cover to order replacement HEPA filter inserts (P/N 730816).





P.O. Box 1548, Woodinville, WA 98072
8333 216th Street S.E., Woodinville, WA 98072
Phone (425) 487-3157 • Toll Free (800) 426-5913
Web: www.aseptico.com
Email: info@aseptico.com